



# MSc in Finance Employment Report 2021



This MSc Employment Report is released on August 2021 by the Academic Steering Committee of the MSc in Finance, University of Siena. The results of this report provide information about the first year jobs of our 2019 graduates. The report is based on data from the survey conducted during the year 2020 by the Italian inter-university consortium *AlmaLaurea*.<sup>1</sup>

As a comparison group, all MSc in Finance graduates of 17 Italian universities<sup>2</sup> of the *AlmaLaurea* consortium, were considered.

## Contents

- MSc graduate profile ..... 2
- Employment ..... 3
- Salary and contract ..... 5
- Finding a job ..... 6
- Notes ..... 7



# MSc in Finance Employment Report 2021

## MSc graduate profile

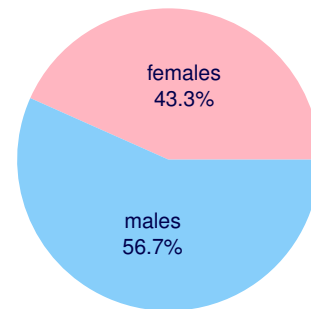
The panel is composed by the 30 graduates in year 2019 responding to the survey.

The total number of graduates in that year was 50 (response rate 60%).

The average age at graduation was 26.2.

The average study duration was 2.9 years.

Of the 30 graduates responding to the survey, 13 were female and 17 were male.



## Comparison group

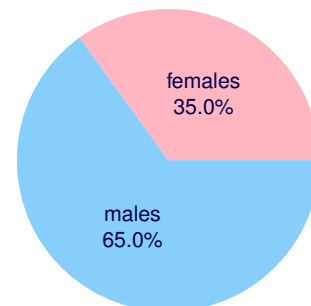
The comparison group lists 492 graduates in year 2019 responding to the survey.

The total number of graduates in that year was 849 (response rate 58%).

The average age at graduation was 26.1 (min 25.3 max 27.7 across universities).

The average study duration was 2.7 years (min 2.3, max 3.1 across universities).

Of the 492 graduates responding to the survey, 172 were female and 320 were male.



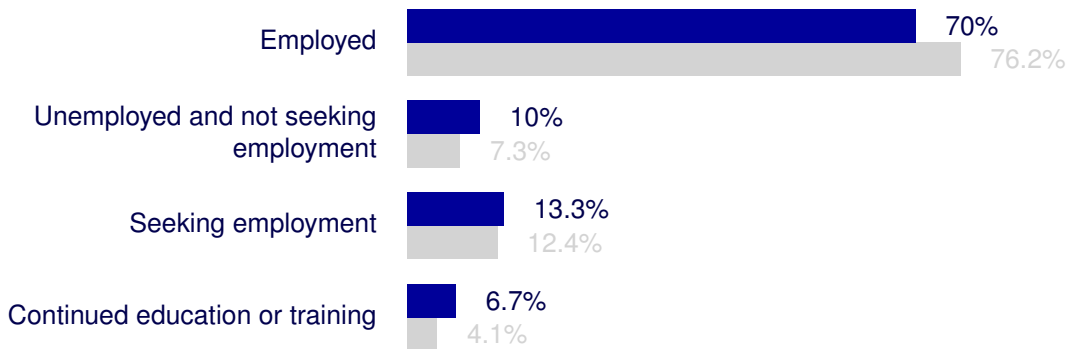


# MSc in Finance Employment Report 2021

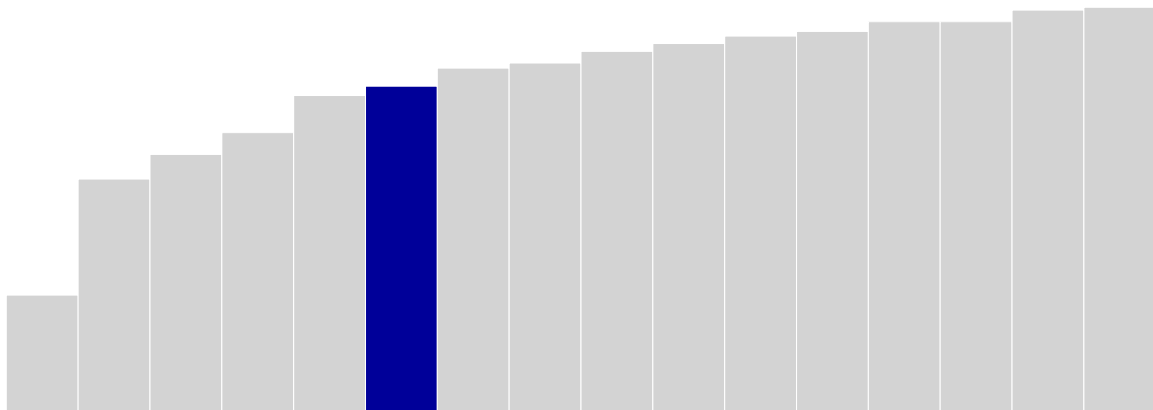
## Employment

### How many MSc graduates are employed?

Of the 30 graduates in 2019 responding to the survey, 70% was employed in 2020; the total employment rate (Eurostat definition) was 90% (100% for females, 84.2% for males). In the comparison group, 76.2% was employed; the total employment rate (Eurostat definition) was 87.4% (87.7% for females, 87.3% for males). A breakdown of the global employment situation is drawn in the following barchart (Siena MSc in Finance graduates in blue, comparison group in gray).



The next barchart shows the ranking of the employment rate (ratio between employed and respondents) of our graduates (blue) within the comparison group.<sup>3</sup>

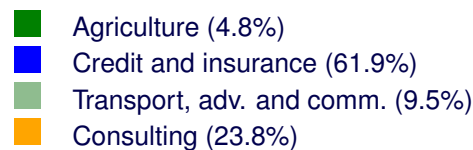
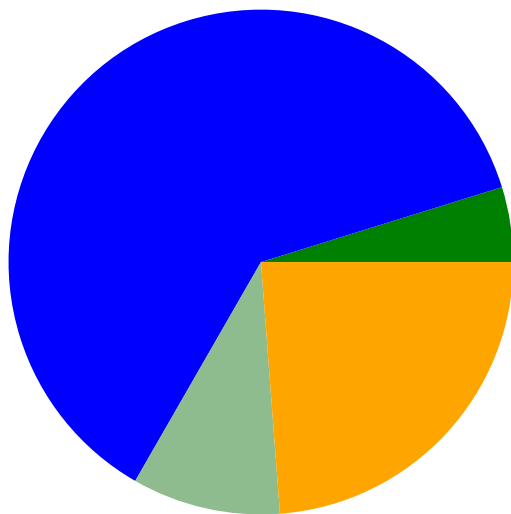




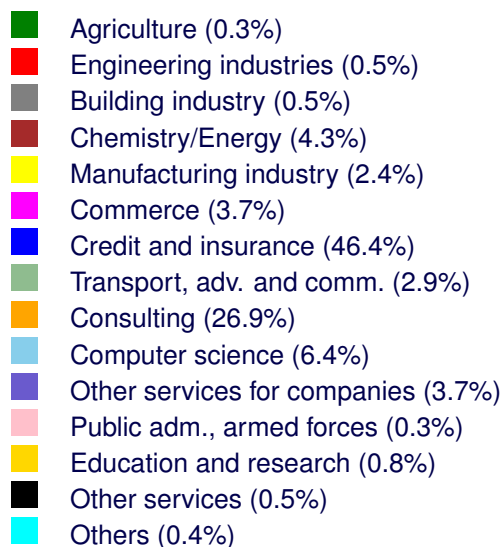
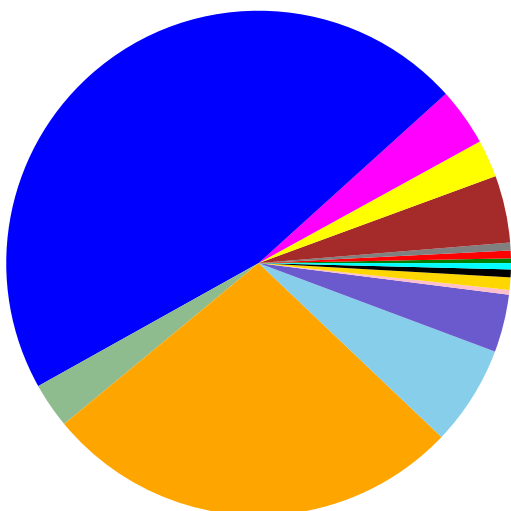
## MSc in Finance Employment Report 2021

### Where do they find a job?

The piechart shows the distribution of employment sector between the 21 employed graduates.



The corresponding distribution for the comparison group (375 employed graduates) is displayed in the next piechart.





# MSc in Finance Employment Report 2021

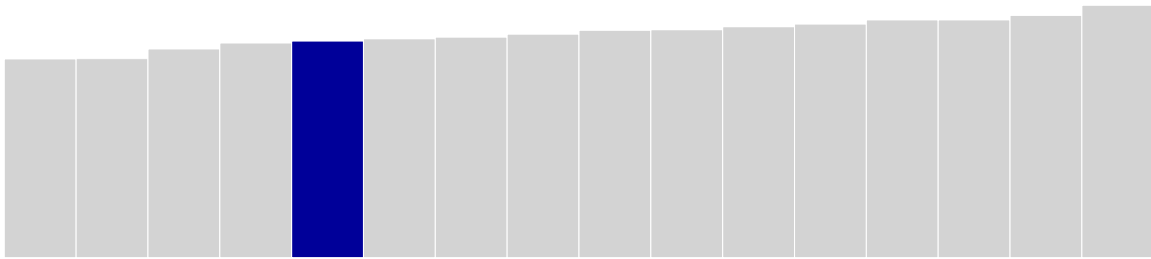
## Salary and contract

### Salary

The average net salary in 2020 of the employed graduates was 1,454 € per month (1,459 € males average, 1,447 € females average).

The comparison group reported an average of 1,507 € per month (min 1,334 €, max 1,694 € across universities).

The barchart shows the ranking of the average salary level of our graduates (blue) within the comparison group.<sup>4</sup>



### Contract type

The next barchart shows the distribution of employment contract type between the 21 employed graduates (Siena MSc in Finance graduates in blue, comparison group in gray).





# MSc in Finance Employment Report 2021

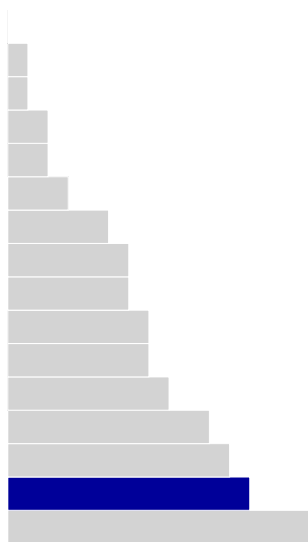
## Finding a job

Graduates start their job search after 1.2 months on average and find it after 3.2 months on average. The time gap from graduation to first employment is therefore 4.1 months on average.

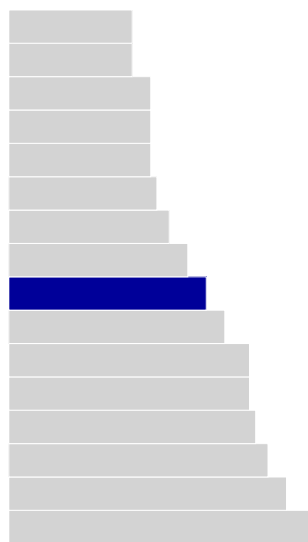
In the comparison group, the corresponding timings are: 0.6, 3, and 3.6 months, respectively.

The following barcharts rank timings of our graduates (in blue) within the comparison group.<sup>5</sup>

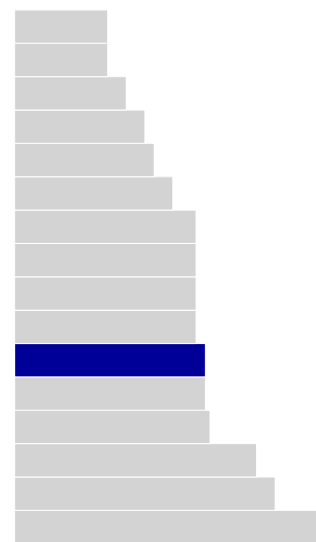
graduation → start search



start search → finding



graduation → finding





# MSc in Finance Employment Report 2021

## Notes

1. AlmaLaurea XXIII Survey (2021) – Graduates' employment condition at [this website](#)
2. For the purpose of the comparison group construction, all Universities in AlmaLaurea panel having a 2-year second level degree course of class *Finance (Laurea Magistrale* with class code or LM-16 *Laurea Specialistica* with class code 19/S) were considered:

University	Grad.	Resp.	(%)
Bologna	131	80	61.1
Calabria	22	12	54.5
Firenze	49	24	49
Marche Politecnica	65	38	58.5
Milano	50	26	52
Milano Bicocca	99	56	56.6
Modena e Reggio Emilia	33	22	66.7
Napoli Federico II	41	31	75.6
Perugia	39	25	64.1
Roma Sapienza	44	28	63.6
Roma Tor Vergata	41	23	56.1
Roma Tre	22	10	45.5
Salento	10	4	40
Siena	50	30	60
Teramo	4	1	25
Trento	50	23	46
Verona	99	59	59.6
Total	849	492	58

3. In the comparison group, there was no employment rate information for one university (for privacy reasons: to low number of responding graduates).
4. In the comparison group, there was no average salary information for one university (for privacy reasons: to low number of responding graduates).
5. In the comparison group, there was no job search timing information for one university (for privacy reasons: to low number of responding graduates).