



# MSc in Finance Employment Report 2023



This MSc Employment Report is released on June 2023 by the Academic Steering Committee of the MSc in Finance, University of Siena. The results of this report provide information about the first year jobs of our 2021 graduates. The report is based on data from the survey conducted during the year 2022 by the Italian inter-university consortium *AlmaLaurea*.<sup>1</sup>

As a comparison group, all MSc in Finance graduates of 17 Italian universities<sup>2</sup> of the *AlmaLaurea* consortium, were considered.

## Contents

- MSc graduate profile ..... 2
- Employment ..... 3
- Salary and contract ..... 5
- Finding a job ..... 6
- Notes ..... 7



# MSc in Finance Employment Report 2023

## MSc graduate profile

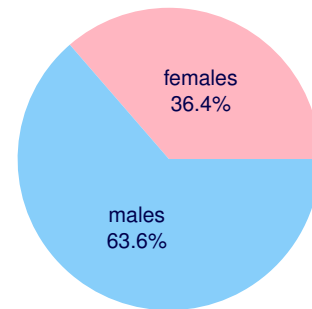
The panel is composed by the 33 graduates in year 2021 responding to the survey.

The total number of graduates in that year was 55 (response rate 60%).

The average age at graduation was 27.2.

The average study duration was 3.5 years.

Of the 33 graduates responding to the survey, 12 were female and 21 were male.



## Comparison group

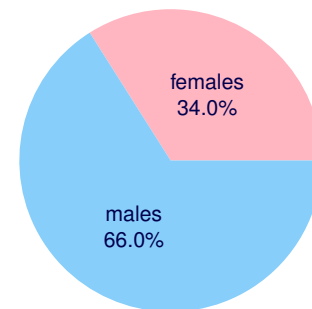
The comparison group lists 621 graduates in year 2021 responding to the survey.

The total number of graduates in that year was 865 (response rate 71.8%).

The average age at graduation was 26 (min 25.1 max 27.8 across universities).

The average study duration was 2.7 years (min 2.4, max 3.5 across universities).

Of the 621 graduates responding to the survey, 211 were female and 410 were male.



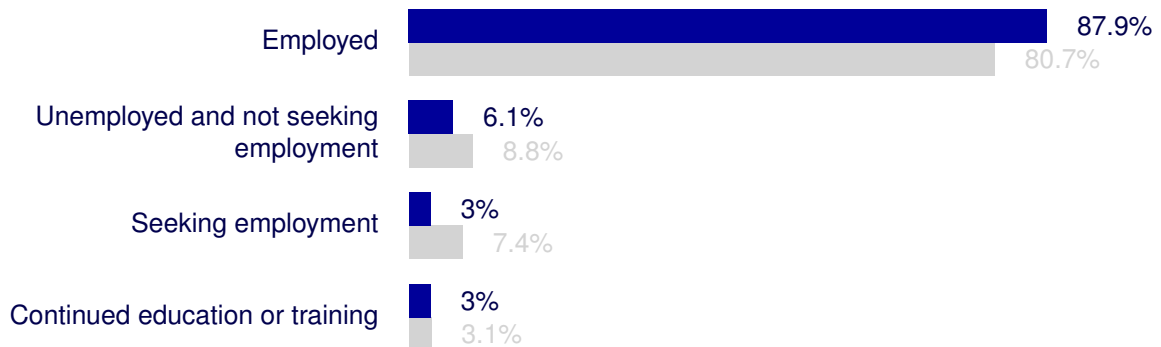


# MSc in Finance Employment Report 2023

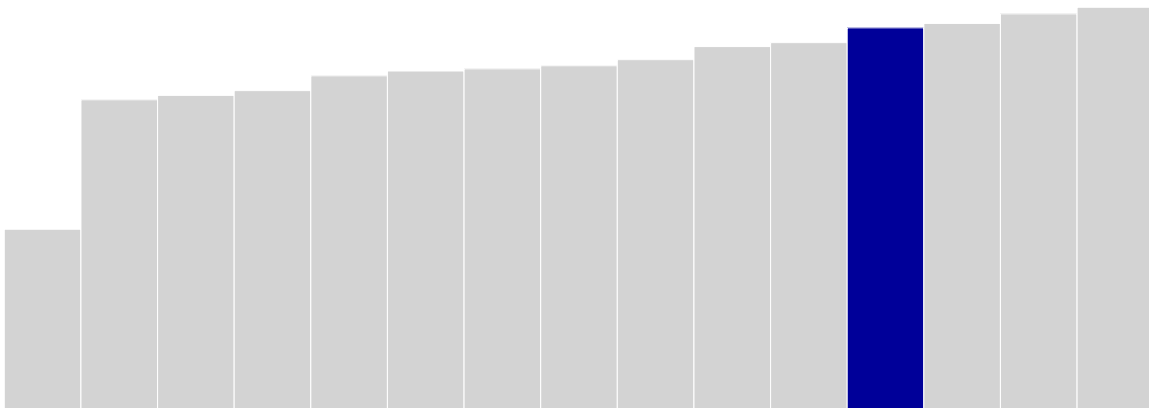
## Employment

### How many MSc graduates are employed?

Of the 33 graduates in 2021 responding to the survey, 87.9% was employed in 2022; the total employment rate (Eurostat definition) was 97% (92.9% for females, 100% for males). In the comparison group, 80.7% was employed; the total employment rate (Eurostat definition) was 89.2% (89.4% for females, 89.1% for males). A breakdown of the global employment situation is drawn in the following barchart (Siena MSc in Finance graduates in blue, comparison group in gray).



The next barchart shows the ranking of the employment rate (ratio between employed and respondents) of our graduates (blue) within the comparison group.<sup>3</sup>

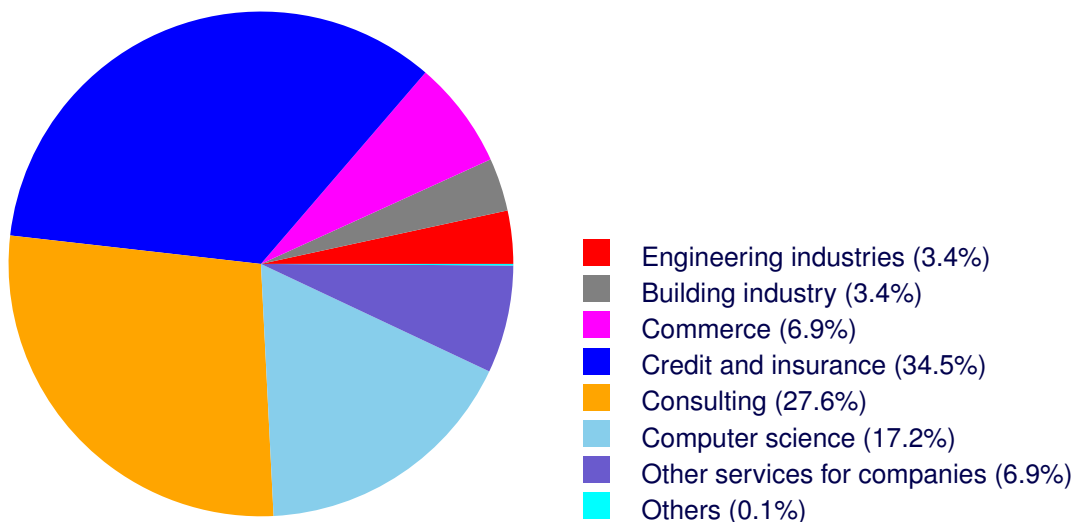




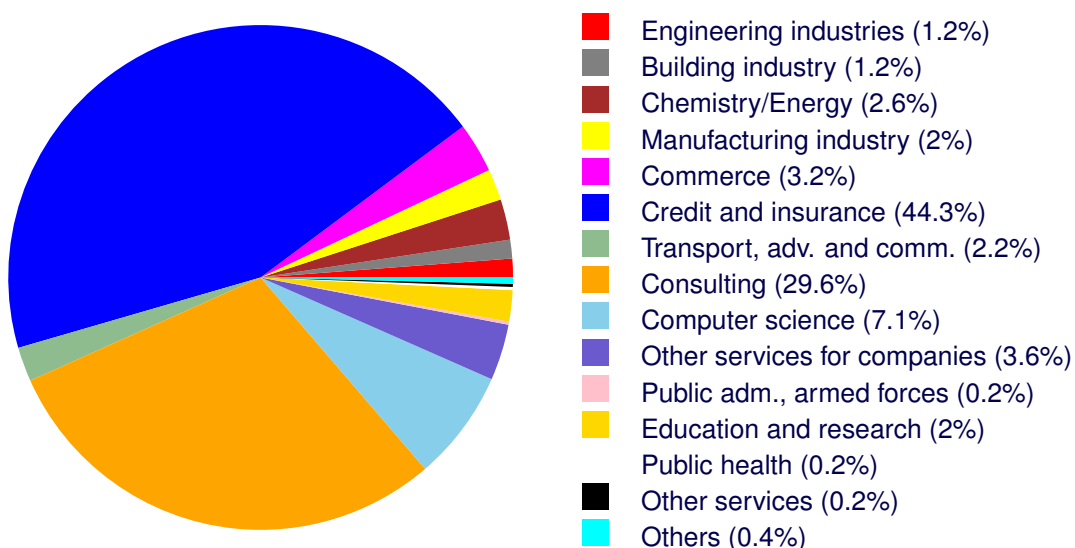
## MSc in Finance Employment Report 2023

### Where do they find a job?

The piechart shows the distribution of employment sector between the 29 employed graduates.



The corresponding distribution for the comparison group (501 employed graduates) is displayed in the next piechart.





# MSc in Finance Employment Report 2023

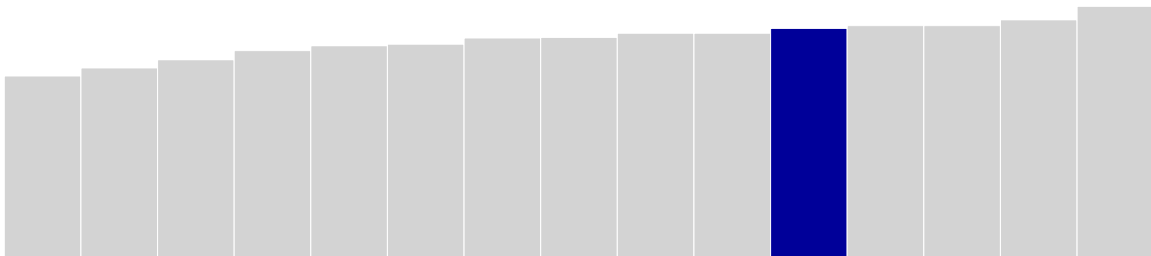
## Salary and contract

### Salary

The average net salary in 2022 of the employed graduates was 1,661 € per month (1,743 € males average, 1,535 € females average).

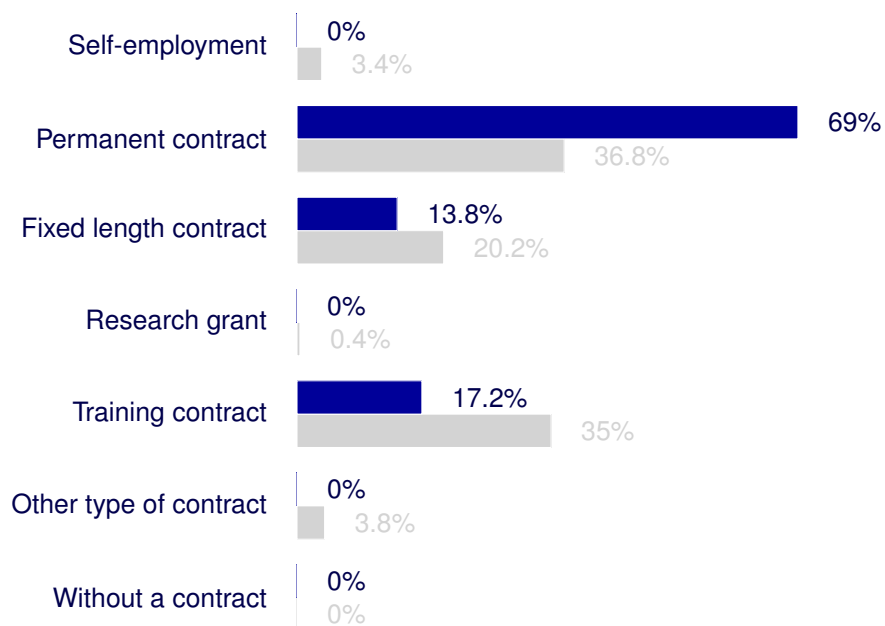
The comparison group reported an average of 1,620 € per month (min 1,318 €, max 1,820 € across universities).

The barchart shows the ranking of the average salary level of our graduates (blue) within the comparison group.<sup>4</sup>



### Contract type

The next barchart shows the distribution of employment contract type between the 29 employed graduates (Siena MSc in Finance graduates in blue, comparison group in gray).





# MSc in Finance Employment Report 2023

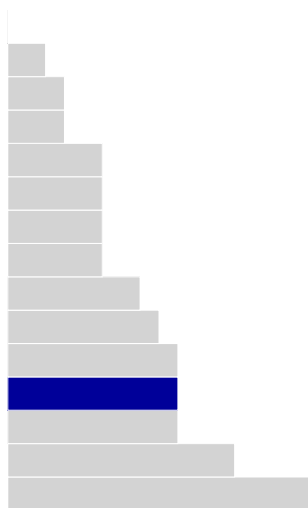
## Finding a job

Graduates start their job search after 0.9 months on average and find it after 2.2 months on average. The time gap from graduation to first employment is therefore 3.1 months on average.

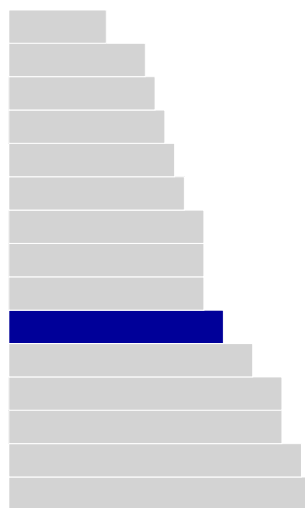
In the comparison group, the corresponding timings are: 0.6, 2, and 2.6 months, respectively.

The following barcharts rank timings of our graduates (in blue) within the comparison group.<sup>5</sup>

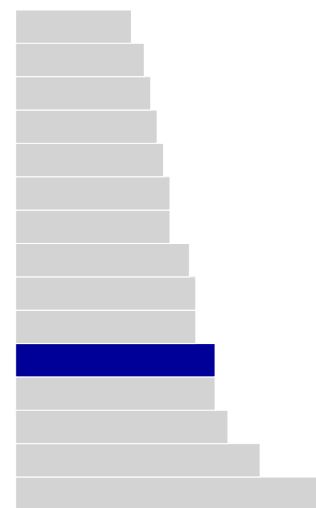
graduation → start search



start search → finding



graduation → finding





# MSc in Finance Employment Report 2023

## Notes

1. AlmaLaurea XXV Survey (2023) – Graduates' employment condition at [this website](#)
2. For the purpose of the comparison group construction, all Universities in AlmaLaurea panel having a 2-year second level degree course of class *Finance (Laurea Magistrale with class code or LM-16 Laurea Specialistica with class code 19/S)* were considered:

University	Grad.	Resp.	(%)
Bologna	132	97	73.5
Calabria	11	9	81.8
Firenze	40	27	67.5
Marche Politecnica	61	49	80.3
Milano	39	26	66.7
Milano Bicocca	96	73	76
Modena e Reggio Emilia	46	31	67.4
Napoli Federico II	41	29	70.7
Perugia	27	21	77.8
Roma Sapienza	92	65	70.7
Roma Tor Vergata	37	24	64.9
Roma Tre	49	41	83.7
Salento	15	12	80
Siena	55	33	60
Teramo	1	1	100
Trento	40	27	67.5
Verona	83	56	67.5
<b>Total</b>	<b>865</b>	<b>621</b>	<b>71.8</b>

3. In the comparison group, there was no employment rate information for 2 universities (for privacy reasons: to low number of responding graduates).
4. In the comparison group, there was no average salary information for 2 universities (for privacy reasons: to low number of responding graduates).
5. In the comparison group, there was no job search timing information for 2 universities (for privacy reasons: to low number of responding graduates).