



# MSc in Finance Employment Report 2024



This MSc Employment Report is released on June 2024 by the Academic Steering Committee of the MSc in Finance, University of Siena. The results of this report provide information about the first year jobs of our 2022 graduates. The report is based on data from the survey conducted during the year 2023 by the Italian inter-university consortium *AlmaLaurea*.<sup>1</sup>

As a comparison group, all MSc in Finance graduates of 16 Italian universities<sup>2</sup> of the *AlmaLaurea* consortium, were considered.

**Contents**

- MSc graduate profile ..... 2
- Employment ..... 3
- Salary and contract ..... 5
- Finding a job ..... 6
- Notes ..... 7



# MSc in Finance Employment Report 2024

## MSc graduate profile

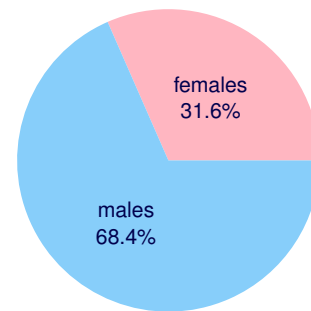
The panel is composed by the 19 graduates in year 2022 responding to the survey.

The total number of graduates in that year was 27 (response rate 70.4%).

The average age at graduation was 27.2.

The average study duration was 3.5 years.

Of the 19 graduates responding to the survey, 6 were female and 13 were male.



## Comparison group

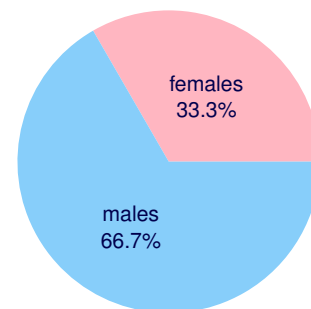
The comparison group lists 612 graduates in year 2022 responding to the survey.

The total number of graduates in that year was 815 (response rate 75.1%).

The average age at graduation was 25.8 (min 25.4 max 27.2 across universities).

The average study duration was 2.6 years (min 2.4, max 3.5 across universities).

Of the 612 graduates responding to the survey, 204 were female and 408 were male.



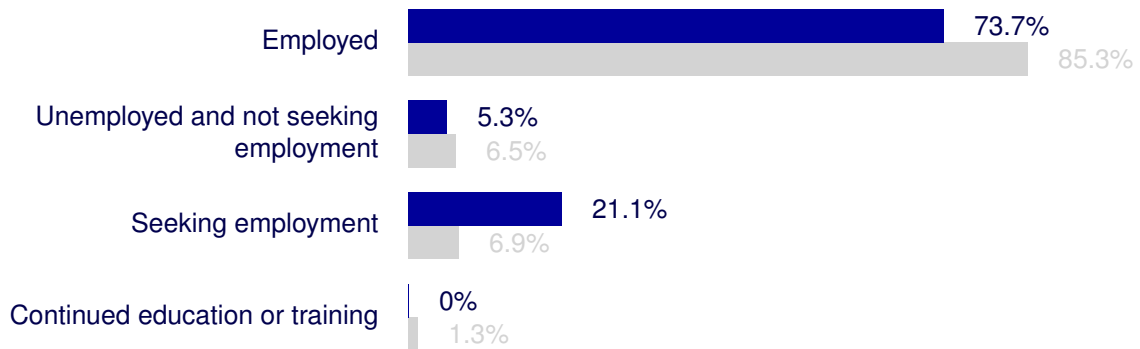


# MSc in Finance Employment Report 2024

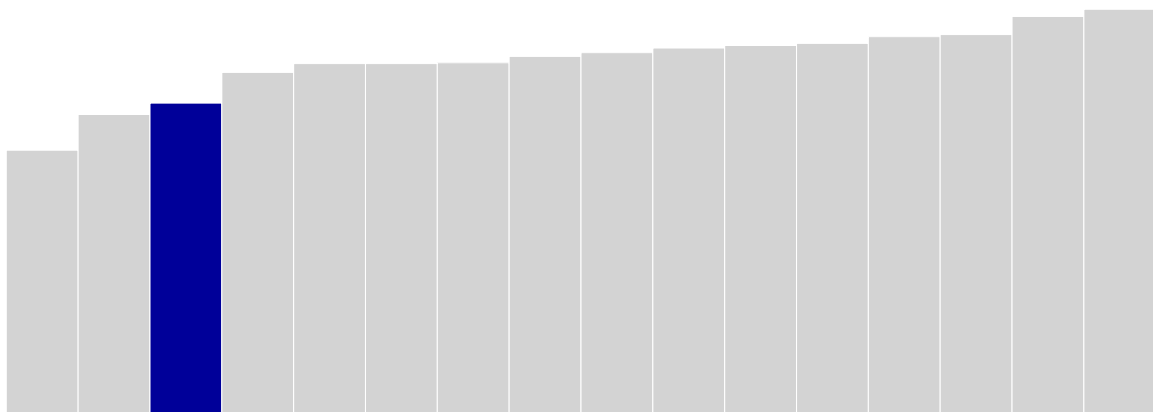
## Employment

### How many MSc graduates are employed?

Of the 19 graduates in 2022 responding to the survey, 73.7% was employed in 2023; the total employment rate (Eurostat definition) was 73.7% (71.4% for females, 75% for males). In the comparison group, 85.3% was employed; the total employment rate (Eurostat definition) was 85.3% (83.2% for females, 86.3% for males). A breakdown of the global employment situation is drawn in the following barchart (Siena MSc in Finance graduates in blue, comparison group in gray).



The next barchart shows the ranking of the employment rate (ratio between employed and respondents) of our graduates (blue) within the comparison group.

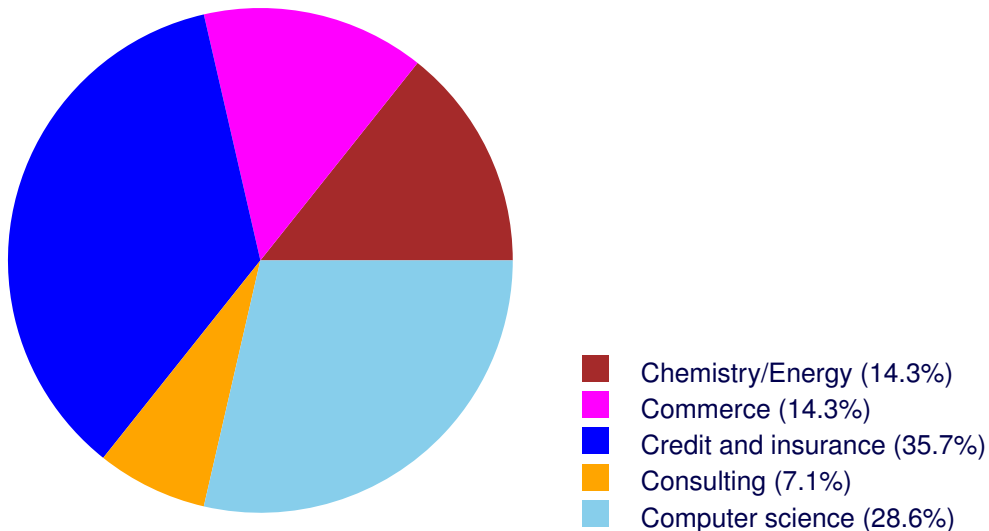




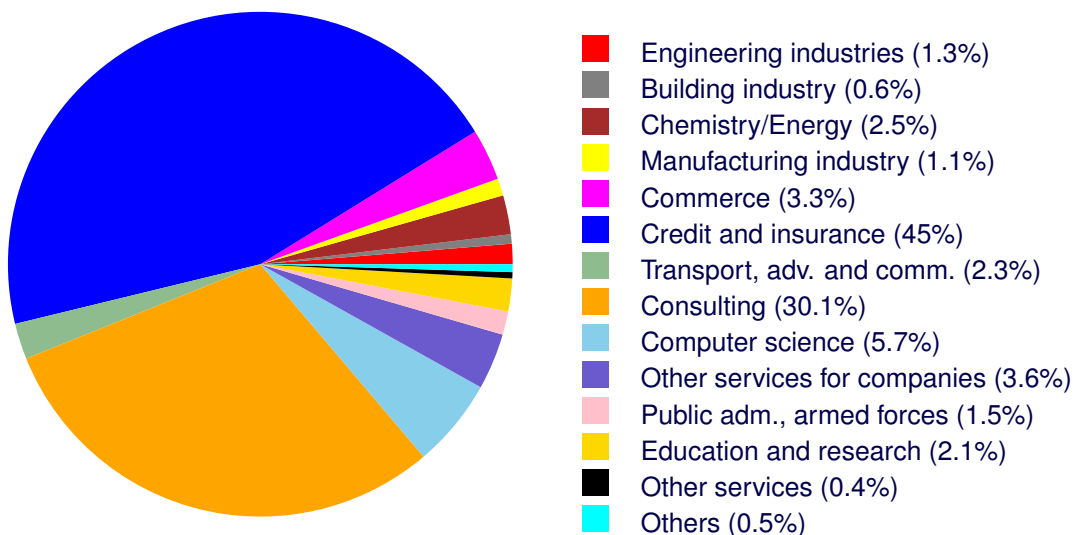
# MSc in Finance Employment Report 2024

## Where do they find a job?

The piechart shows the distribution of employment sector between the 14 employed graduates.



The corresponding distribution for the comparison group (522 employed graduates) is displayed in the next piechart.





# MSc in Finance Employment Report 2024

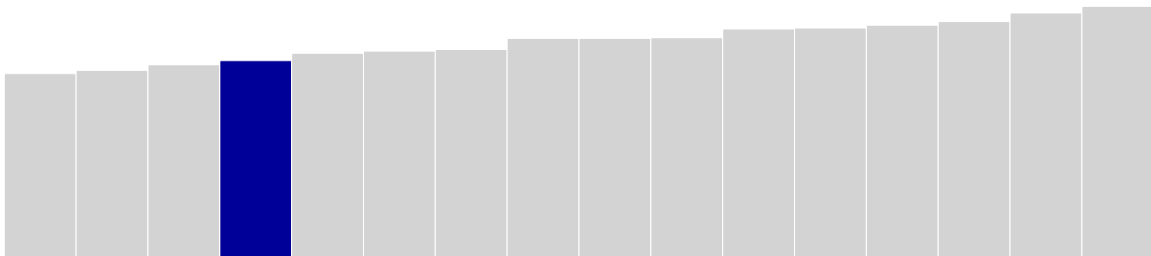
## Salary and contract

### Salary

The average net salary in 2023 of the employed graduates was 1,447 € per month (1,570 € males average, 1,226 € females average).

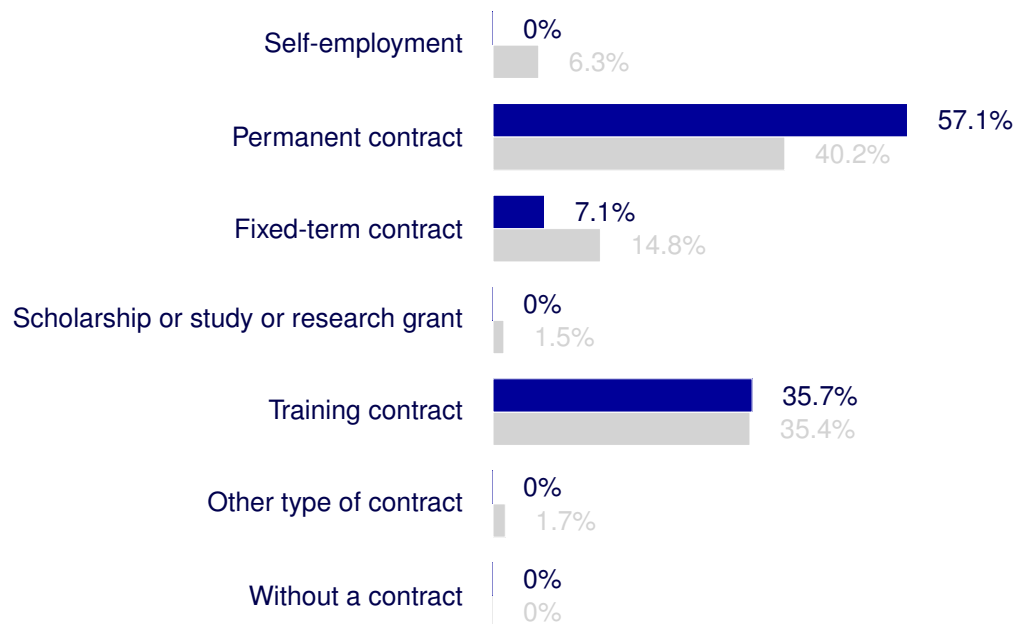
The comparison group reported an average of 1,631 € per month (min 1,352 €, max 1,844 € across universities).

The barchart shows the ranking of the average salary level of our graduates (blue) within the comparison group.



### Contract type

The next barchart shows the distribution of employment contract type between the 14 employed graduates (Siena MSc in Finance graduates in blue, comparison group in gray).





# MSc in Finance Employment Report 2024

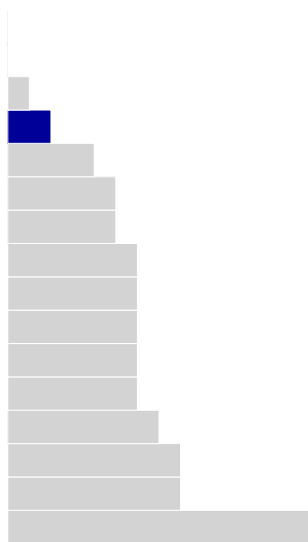
## Finding a job

Graduates start their job search after 0.2 months on average and find it after 3.2 months on average. The time gap from graduation to first employment is therefore 3.4 months on average.

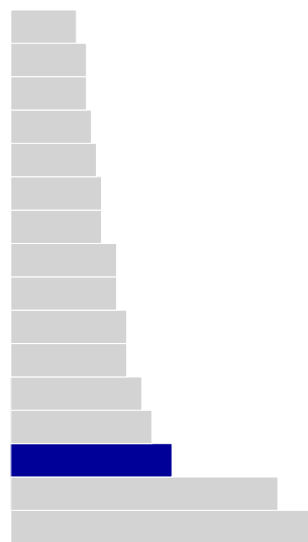
In the comparison group, the corresponding timings are: 0.5, 1.9, and 2.5 months, respectively.

The following barcharts rank timings of our graduates (in blue) within the comparison group.

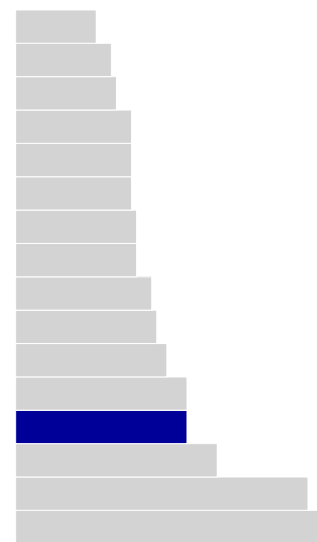
graduation → start search



start search → finding



graduation → finding





# MSc in Finance Employment Report 2024

## Notes

1. AlmaLaurea 26th Survey - (2024) – Graduates' employment status at [this website](#)
2. For the purpose of the comparison group construction, all Universities in AlmaLaurea panel having a 2-year second level degree course of class *Finance* (*Laurea Magistrale* with class code or LM-16 *Laurea Specialistica* with class code 19/S) were considered:

University	Grad.	Resp.	(%)
Bologna	166	118	71.1
Calabria	11	8	72.7
Firenze	48	33	68.8
Marche Politecnica	44	38	86.4
Milano	48	31	64.6
Milano Bicocca	81	59	72.8
Modena e Reggio Emilia	29	25	86.2
Napoli Federico II	41	33	80.5
Perugia	19	12	63.2
Roma Sapienza	115	87	75.7
Roma Tor Vergata	27	21	77.8
Roma Tre	38	30	78.9
Salento	9	7	77.8
Siena	27	19	70.4
Trento	40	38	95
Verona	72	53	73.6
Total	815	612	75.1